




Year 3 - Home Learning Grid 5

Forces and Megacities

In addition to daily reading, please complete one of the English or Maths activities each week (they can be done in any order). Please choose at least one of the topic activities to complete over the next 4 weeks.

Learning can be recorded in any format in addition to your home learning book (e.g. photos, models etc)

	1	2	3	4
Maths	<p>Complete an activity on MyMaths.</p>  <p>The log-in is in the front of your home learning book.</p>	<p>Practise on numbots.</p>  <p>Your login is in the front of your homework book and is the same as your TT login.</p>	<p>Practise doubling and halving numbers to 20.</p>	<p>Write some number sentences for your number bonds to 20.</p>
English	<p>Write some of the spellings you are practicing in phonics. You can always look in your phonics book to check on which words to do.</p>	<p>Get one of your grown ups to read some of the spelling words from your phonics book and write them correctly in your homework book. Check to see if they are correct.</p>	<p>Write some sentences with nouns and adjectives about a busy city. You could use pictures from books or the internet to help you.</p>	<p>Choose 3 different common exception words, can you put them into sentences remembering your capital letters, finger spaces and full stops?</p>
Topic (Independent)	<p>Create a poster for a new kind of transport around Launceston using magnets. Get creative!</p>	<p style="text-align: center;">Bitesize</p> <p>Go to the BBC Bitesize KS2 page 'What is a magnet'. Watch the video. Tell your grownups what you have seen.</p>	<p>Make a chart and write about the differences between Launceston and one of the megacities.</p>	 <p>Some skyscrapers are beautifully designed. Draw your own design of skyscraper.</p>